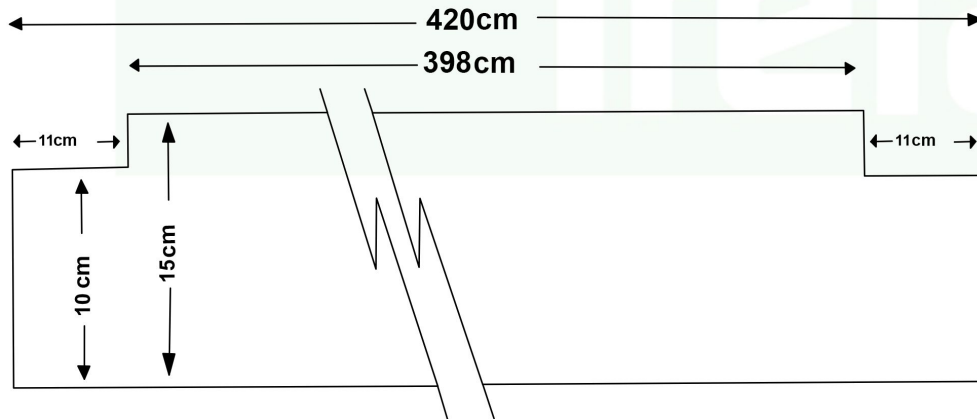
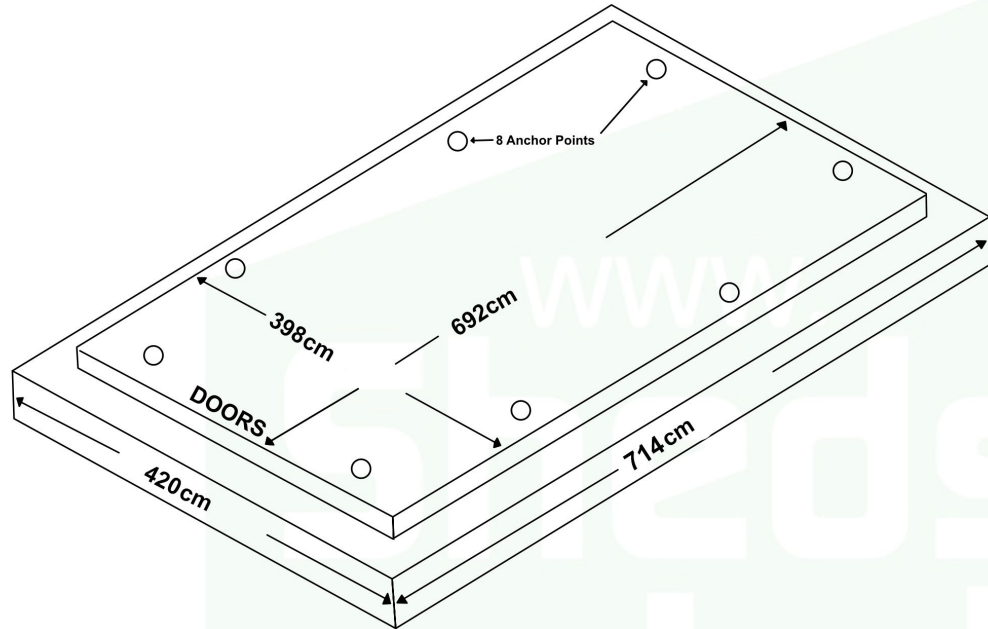


Rebate Slab Guidelines

4m x 7m Cladded Garage



How to make a Rebated Concrete Slab

A properly laid concrete slab is the **required base** for your Cladded Garage.

The size slab required for the 4m x 7m Garage is as follows:

Outside: 420cm (W) x 714cm (L)

Inside: 398cm (W) x 692cm (L)

Depth of slab

Outside: 10cm (D)

Inside: 15cm (D)

These dimensions will be the Slab Size as shown in the diagram.

Ensure that the boxing is set up to be level at the top edges, securely staked and checked for square.

Experience has proved that the most effective way to ensure that water does not leak into the floor from outside is to form a rebated edge to the slab for the walls of the shed to sit on.

This rebate edge can be made by attaching 2" x 1" (50 x 25mm) pine to the inside top edge of your boxing as shown in the diagram below.

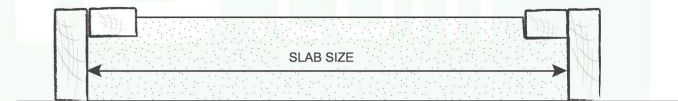
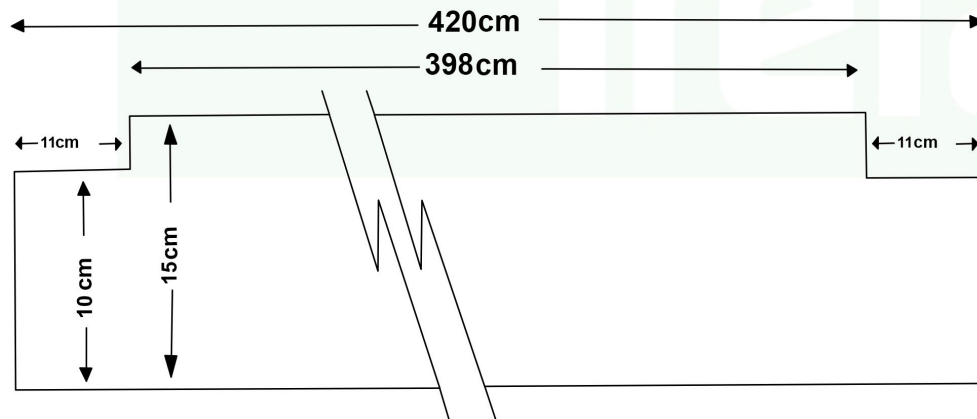
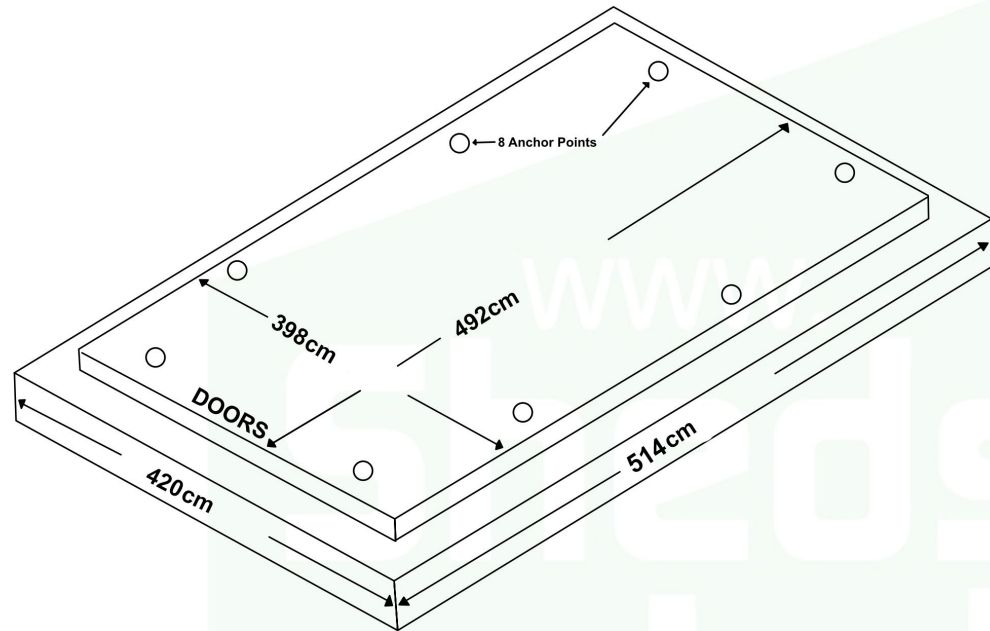


Diagram of Boxing for a Rebated Concrete Slab

After the concrete has been placed, screeded and finished it should be left for 2 days before the boxing is removed, and for one week before installing your Cladded Garage to allow it to gain enough strength to hold the masonry anchors.

Rebate Slab Guidelines

4m x 5m Cladded Garage



How to make a Rebated Concrete Slab

A properly laid concrete slab is the **required base** for your Cladded Garage.

The size slab required for the 4m x 5m Garage is as follows:

Outside: 420cm (W) x 514cm (L)

Inside: 398cm (W) x 492cm (L)

Depth of slab

Outside: 10cm (D)

Inside: 15cm (D)

These dimensions will be the Slab Size as shown in the diagram.

Ensure that the boxing is set up to be level at the top edges, securely staked and checked for square.

Experience has proved that the most effective way to ensure that water does not leak into the floor from outside is to form a rebated edge to the slab for the walls of the shed to sit on.

This rebate edge can be made by attaching 2" x 1" (50 x 25mm) pine to the inside top edge of your boxing as shown in the diagram below.



Diagram of Boxing for a Rebated Concrete Slab

After the concrete has been placed, screeded and finished it should be left for 2 days before the boxing is removed, and for one week before installing your Cladded Garage to allow it to gain enough strength to hold the masonry anchors.