

Fuel to be used

More than 95 % of problems are due to using a wrong type of liquid combustible for mobile heater. Those problems are not covered by our guarantee.

Only top-quality liquid combustible for mobile heater, with the aromatics removed and totally free of impurities (max 1 % of aromatics and a flash-point above 61°).

Never use contaminated liquid combustible for mobile heater, or which has been chemically treated, contains water or petrol.

Your container should be clean and empty when you fill it at a station-service. No impurities or other liquids (water, diesel, gasoline, etc.) should remain. You ought to keep a container specifically for filling your heater.

STORAGE OF THE LIQUID COMBUSTIBLE FOR MOBILE HEATER

Store your liquid combustible for mobile heater away from the sun, heat, rain, dust and from other heat sources.

Liquid combustible for mobile heater which has been stored too long loses its purity and thus its efficiency.


Liquid combustible for mobile heater

Be sure to use only pure liquid combustible for mobile heater

Never use gasoline, deteriorated combustible, impurified combustible

How to distinguish gasoline and liquid combustible for mobile heater:

Take a sample on your finger tip and breath out upon it.
Gasoline will evaporate and instantly your finger tip will dry out.
Kerosene will remain your on finger tip for a while.
(Be sure to do this where no heat or fire is around.)



ADDING LIQUID COMBUSTIBLE FOR MOBILE HEATER

When your tank is out of the unit, the heater can still be used for a certain period.

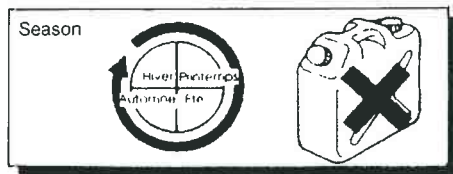
You have to fill your heater:

- When your heater has stopped.
- Or in a room other than the one where the heater is installed.

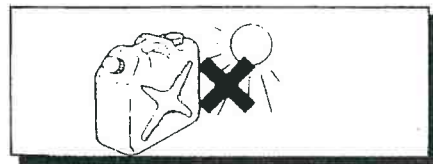
You always have to check that the tank cap is well fastened. Please check away from any other heat source or fire.

What is liquid combustibile for mobile heater of bad quality or unrefined ?


- * liquid combustibile for mobile heater of the last season.



- * liquid combustibile for mobile heater exposed to the sun or high humidity



- * liquid combustibile for mobile heater stored in a container not well closed or the colour of the container is not dark.



- * liquid combustibile for mobile heater mixed with some water or dust or an other type of fuel different from kerosene.



- * liquid combustibile for mobile heater of bad quality has a yellow colour and a acid smell.
- * Use up fuel within the season.

WHAT HAPPENED IF YOU USE BAD LIQUID COMBUSTIBLE FOR MOBILE HEATER ?

- * Tar form in evaporator, and ignition and extinguishment become difficult.
- * May cause abnormal combustion and shut off during operation.

WHAT YOU HAVE TO DO IF YOU INADVERTENTLY USE LIQUID COMBUSTIBLE FOR MOBILE HEATER OF BAD QUALITY?

- * Drain the combustibile in both fuel tank and fixed tank and clean with clean liquid combustibile for mobile heater 2 or 3 times.

Note : Repair service for trouble due to deteriorate / impure liquid combustibile for mobile heater should be charged to user even within warranty period.